

## Want to enjoy seamless roaming connection?




Simply check your mobile device settings as below. Once the following steps are done, you should be able to seamlessly use your GOMO Roaming Plan!

- ✦ A. Check that Mobile Data and Data Roaming are both enabled on your device.
- ✦ B. Ensure that Access Point Network (APN) setting is set to 'hicard'.
- ✦ C. Remember to change your Access Point Network (APN) setting back to 'e-ideas' once you're back in Singapore if you encounter any issues using the mobile data.



# IOS DEVICES



**A. Check that Mobile Data and Data Roaming are both enabled on your device.**



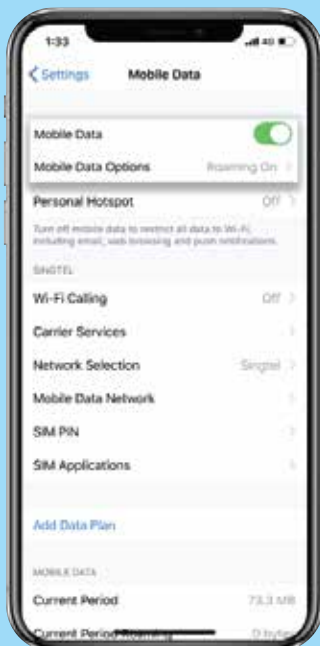
## Step 1:

- Go to Settings.



## Step 2:

- Go to Mobile Data.



## Step 3:

- Turn on Mobile Data.

## Step 4:

- Go to Mobile Data Options.



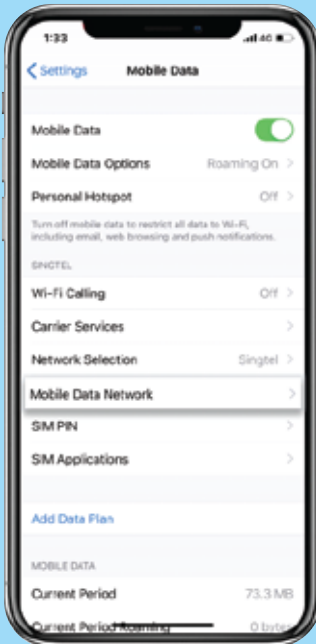
## Step 5:

- Turn on Data Roaming.

# IOS DEVICES



## B. Ensure that the Access Point Network (APN) setting is set to 'hicard'.



### Step 6:

- Go to Mobile Data Network.



### Step 7:

- Under Mobile Data and APN, type in 'hicard'.
- Leave the other fields blank.


## C. Remember to change your Access Point Network (APN) setting back to 'e-ideas' once you're back in Singapore if you encounter any issues using the mobile data.



### Step 8:

- Under Mobile Data and APN, type in 'e-ideas'.
- Leave the other fields blank.

# ANDROID DEVICES

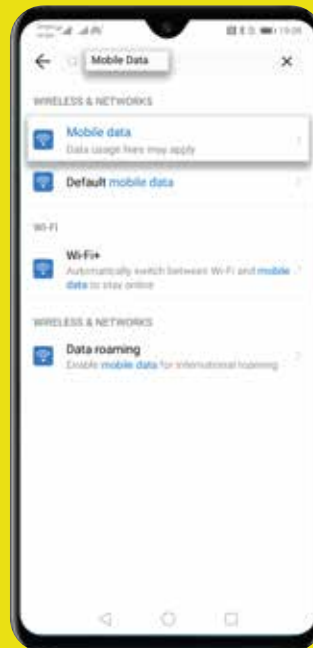


## A. Check that Mobile Data and Data Roaming are both enabled on your device.



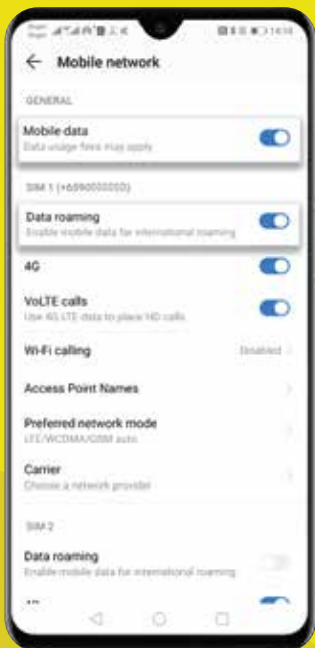
### Step 1:

- Go to Settings.



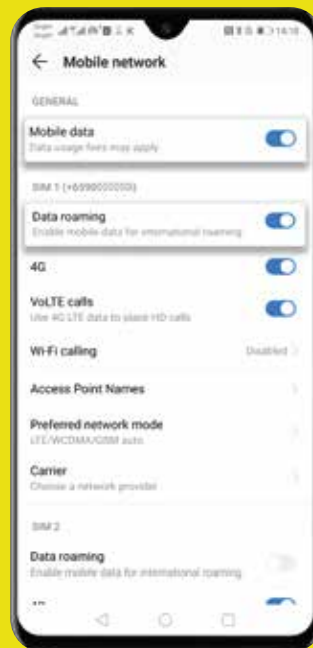
### Step 2:

- Search for Mobile Data.
- Go to Mobile Data.



### Step 3:


- Turn on Mobile Data.



### Step 4:

- Turn on Data Roaming.

# ANDROID DEVICES

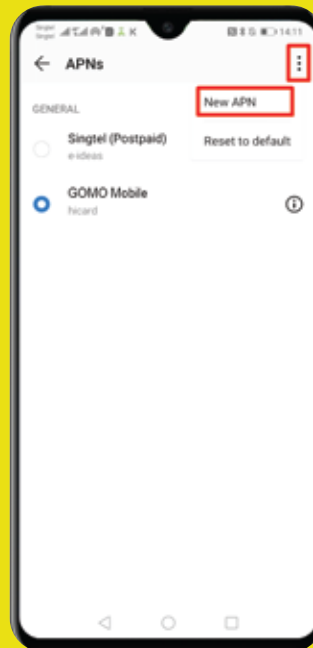


## B. Ensure that the Access Point Network (APN) setting is set to 'hicard'.



### Step 5:

- Search for Access Point Names.
- Go to Access Point Names.



### Step 6:

- Go to symbol on top right.
- Go to New APN.



### Step 7:

- Type in name: 'hicard'.
- Type in APN: 'hicard'.
- Leave the other fields blank.

# ANDROID DEVICES

**C. Remember to change your Access Point Network (APN) setting back to 'e-ideas' once you're back in Singapore if you encounter any issues using the mobile data.**



## Step 8:

- Switch back to Singtel (Postpaid) "e-ideas"

